

We Make Solar Evolve

ELITE MONO

Monocrystalline Module

ETM300-60 300W

ETM305-60 305W

ETM310-60 310W

ETM315-60 315W

ETM320-60 320W

Rich Product Portfolio & Innovative Product Strategy, satisfy customer needs to the best, and keep the customers' overall costs to the lowest.



High Conversion Efficiency

Industry-leading processing techniques realize great module efficiency to a maximum of 19.69%, steady power output guaranteed.



Anti-reflective Coating and Reduce O&M Costs

Easier to clean by rainwater to remove dirt on the glass surface, making higher power output and lower maintenance costs.



0 to +5W Positive Tolerance

Gain more power yields than expected.




Excellent Loading Capability

2400Pa wind loads, 5400Pa snow loads.
Durable and long-lasting.

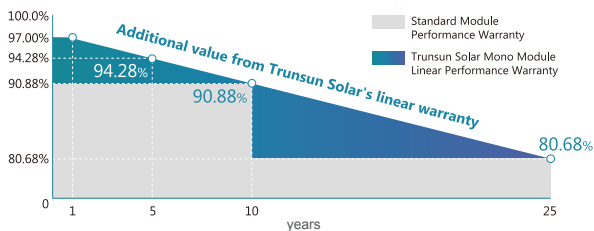


Top-quality & Trustworthy Product

Rigorous Quality Management System built.
Multiple internationally recognized PV industry standard certifications attained.



LINEAR PERFORMANCE WARRANTY



25 25-years Linear Performance Warranty

10 10-years Product Material & Workmanship



ELECTRICAL SPECIFICATIONS (STC)

Model Type	ETM300-60	ETM305-60	ETM310-60	ETM315-60	ETM320-60
Peak Power (Pmax)	300W	305W	310W	315W	320W
Module Efficiency	18.46%	18.77%	19.07%	19.38%	19.69%
Maximum Power Voltage (Vmp)	32.95V	33.23V	33.52V	33.8V	34.08V
Maximum Power Current (Imp)	9.11A	9.18A	9.25A	9.32A	9.39A
Open Circuit Voltage (Voc) ±3%	39.88V	40.16V	40.44V	40.72V	41.00V
Short Circuit Current (Isc)±3%	9.6A	9.68A	9.76A	9.84A	9.91A
Power Tolerance	0 to +5W				
Operating Temperature	- 40 ~ + 85°C				
Maximum System Voltage	DC 1000V				
Nominal Operating Cell Temperature	42±3°C				
Fire Safety	Class C				
Maximum Series Fuse Rating	15A				

ELECTRICAL SPECIFICATIONS (NOCT)

Model Type	ETM300-60	ETM305-60	ETM310-60	ETM315-60	ETM320-60
Peak Power (Pmax)	222W	226W	230W	234W	239W
Maximum Power Voltage (Vmp)	30.34V	30.60V	30.87V	31.12V	31.73V
Maximum Power Current (Imp)	7.33A	7.39A	7.45A	7.50A	7.52A
Open Circuit Voltage (Voc)	37.62V	37.88V	38.15V	38.41V	38.84V
Short Circuit Current (Isc)	7.75A	7.82A	7.88A	7.95A	8.00A

MECHANICAL SPECIFICATIONS

Cell Type	Mono-Crystalline ,6' inch
Number of Cells	60pcs(6×10)
Weight	18.2kg
Dimension	1640×991×35 mm
Front Cover	3.2mm Tempered Glass
Frame	Anodized Aluminium Alloy
Junction Box	IP67, 3 Bypass Diodes
Cable Type	4mm ²
Length of Cable	1000mm
Connector	PV Connector

TEMPERATURE COEFFICIENT

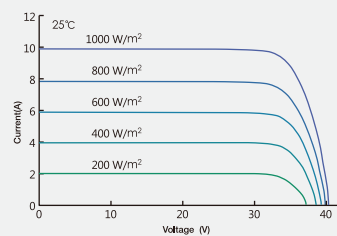
Temp. Coeff. of Isc (TK Isc)	0.05% /°C
Temp. Coeff. of Voc (TK Voc)	-0.31% /°C
Temp. Coeff. of Pmax (TK Pmax)	-0.40% /°C

PACKING MANNER

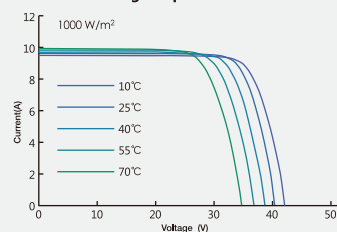
Container	40' HQ
Piece/Pallet	30
Pallet/Container	28
Piece/Container	840

ELECTRICAL CHARACTERISTICS

Current-Voltage Curve under different irradiance

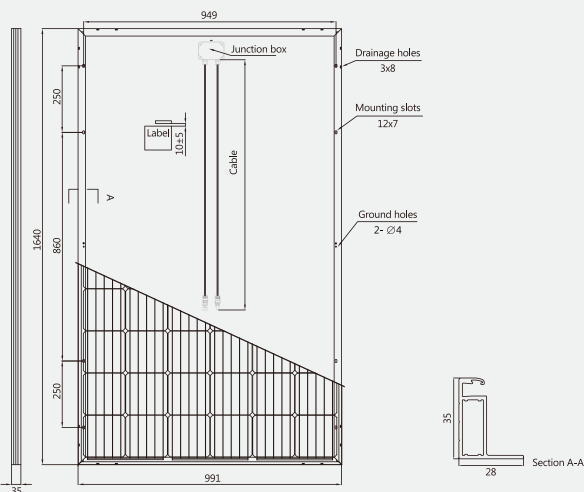


Current-Voltage Curve under different working temperatures



PHYSICAL CHARACTERISTICS

Unit:mm (inch)



Note: the specifications are obtained under the Standard Test Conditions (STCs): 1000 W/m² solar irradiance, 1.5 Air Mass, and cell temperature of 25°C. The NOCT is obtained under the Test Conditions: 800 W/m², 20°C ambient temperature, 1m/s wind speed, AM 1.5 spectrum.

Please contact support@etsolar.com for technical support. The actual transactions will be subject to the contracts. This parameters is for reference only and it is not a part of the contracts. The specifications are subject to change without prior notice.