


ELiTe PLUS

PV Module

ET-M660BH355-375WW
ET-M660BH370-375WB



Higher Module Efficiency
Brings 5-10W power gain due to half-cut production system



More Energy Yield
Lower NMOT and better temperature coefficient by lower cell series resistance, helps boost energy yield



Lower Operating Temperature, More Reliable
Lower operating temperature and hot spot temperature during the sunny day, making the module prevail during the sunny days

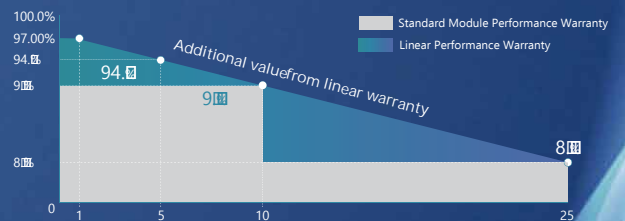


Better Shading Tolerance
Thanks to Paralleling circuit design, more power generated under shading condition and during morning & evening time



Better Micro Crack Resistance
Minimize the impact by micro crack by limiting cell damage and potentially extending area by half-cut module architecture

LINEAR PERFORMANCE WARRANTY



25 25-years Linear Performance Warranty

15 15-years Product Material & Workmanship



M/ET-PD-EN-EU2019V4
ET Solar New Energy Co.,Ltd

ELECTRICAL SPECIFICATIONS (STC)

Model Type	ET-M660BH355WW	ET-M660BH360WW	ET-M660BH365WW	ET-M660BH370WW ET-M660BH370WB	ET-M660BH375WW ET-M660BH375WB
Peak Power (Pmax)	355W	360W	365W	370W	375W
Module Efficiency	19.20%	19.47%	19.74%	20.01%	20.28%
Maximum Power Voltage (Vmp)	33.89V	34.15V	34.33V	34.49V	34.67V
Maximum Power Current (Imp)	10.49A	10.55A	10.65A	10.73A	10.83A
Open Circuit Voltage (Voc)±3%	42.30V	42.50V	42.70V	42.90V	43.10V
Short Circuit Current (Isc)±3%	10.88A	10.99A	11.10A	11.21A	11.32A
Power Tolerance	(0,+5W)				
Operating Temperature	-40~+85 °C				
Maximum System Voltage	1500V				
Nominal Operating Cell Temperature	45±2 °C				
Fire Safety	Class C				
Maximum Series Fuse Rating	15A				

ELECTRICAL SPECIFICATIONS (NOCT)

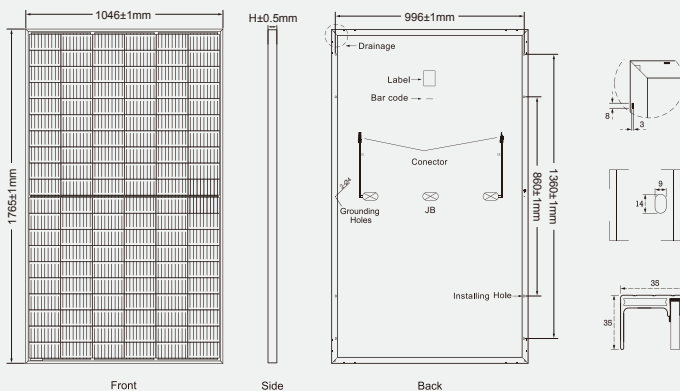
Model Type	ET-M660BH355WW	ET-M660BH360WW	ET-M660BH365WW	ET-M660BH370WW ET-M660BH370WB	ET-M660BH375WW ET-M660BH375WB
Peak Power (Pmax)	268W	272W	276W	280W	284W
Maximum Power Voltage (Vmp)	32.01V	32.26V	32.43V	32.59V	32.76V
Maximum Power Current (Imp)	8.38A	8.44A	8.51A	8.60A	8.67A
Open Circuit Voltage (Voc)	40.10V	40.29V	40.50V	40.69V	40.88V
Short Circuit Current (Isc)	8.75A	8.84A	8.93A	9.02A	9.11A

MECHANICAL SPECIFICATIONS

Cell Type	PERC Monocrystalline 166x83mm
Number of Cells	120pcs(2x(6x10))
Weight	20.0kg
Dimension	1765 x 1046 x 35mm
Front Cover	3.2mm Tempered Glass
Frame	Anodized Aluminium Alloy
Junction Box	IP67
Cable Type	4mm ²
Length of Cable	1000mm or Customized
Connector	Suzhou XTONG PV-XT101.1
Origin	China

PHYSICAL CHARACTERISTICS

Unit:mm (inch)



TEMPERATURE COEFFICIENT

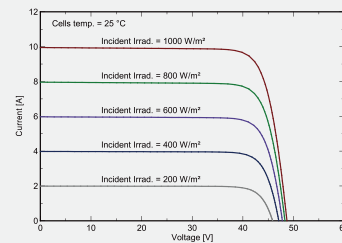
Temp. Coeff. of Isc (TK Isc)	0.04%/°C
Temp. Coeff. of Voc (TK Voc)	-0.27%/°C
Temp. Coeff. of Pmax (TK Pmax)	-0.34%/°C

PACKING MANNER

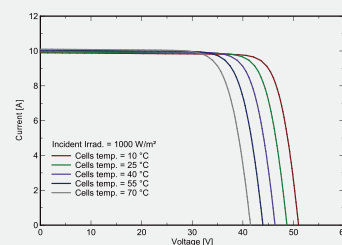
Container	40' HQ
Piece/Pallet	31
Pallet/Container	26
Piece/Container	832

ELECTRICAL CHARACTERISTICS

Current-Voltage Curve under different irradiance



Current-Voltage Curve under different working temperatures



Note: the specifications are obtained under the Standard Test Conditions (STCs): 1000 W/m² solar irradiance, 1.5 Air Mass, and cell temperature of 25°C. The NOCT is obtained under the Test Conditions: 800 W/m², 20°C ambient temperature, 1m/s wind speed, AM 1.5 spectrum.